








Single Stream Recycling Guidelines

Recycling Chart	What to Recycle	Do Not Include ANY items contaminated by food are not acceptable for recycling
<p>Mixed paper</p> 	<p>Examples include:</p> <ul style="list-style-type: none"> • Mail and envelopes (windows are OK) • Magazines and catalogs • Writing or ledger paper • Paperback books • Paper bags • Greeting cards • Wrapping paper • Shredded paper (Place in paper bag) • Fax paper • Computer paper 	<p>Mixed paper items not acceptable include:</p> <ul style="list-style-type: none"> • Paper towels, facial tissues, napkins • Cigarette packs • Candy wrappers • Waxed or plastic-coated paper • Wrapping tissue paper • Foil wrapping paper
<p>Thin cardboard</p>  <p>Newspapers (including all ads and inserts)</p>	<p>Examples include:</p> <ul style="list-style-type: none"> • Shoe boxes • Cereal boxes • Pasta boxes • Toilet paper rolls • Frozen food boxes • Gift boxes • Cake mix boxes • Toothpaste boxes • Tissue boxes • Paper egg cartons • Soda or beer packaging • Soap or laundry detergent boxes 	<p>Thin cardboard items not acceptable include:</p> <ul style="list-style-type: none"> • Boxes with silver or foil coatings • Anything dirty, greasy or plastic-coated
<p>Corrugated cardboard</p> 	<ul style="list-style-type: none"> • Boxes and other corrugated cardboard should be flattened and folded so they fit in the cart. • Pizza boxes (with greasy liner removed) 	<p>Corrugated cardboard items not acceptable include:</p> <ul style="list-style-type: none"> • Dirty or greasy cardboard
<p>Tin/aluminum, scrap metal</p> 	<p>Examples include:</p> <ul style="list-style-type: none"> • Aluminum and tin cans • Foil and pie plates • Wire clothes hangers • Empty steel aerosol cans 	<p>Tin/aluminum, scrap metal items not acceptable include:</p> <ul style="list-style-type: none"> • Scrap metal • Paint cans • Hypodermic needles (Please contact the Health Department for proper disposal information)
<p>Glass bottles and jars</p> 	<p>Examples include:</p> <ul style="list-style-type: none"> • Mayonnaise jars • Wine bottles • Beer bottles • Applesauce jars • Spaghetti sauce jars • Salsa jars • Vinegar bottles • Baby food jars 	<p>Glass bottles and jars not acceptable include:</p> <ul style="list-style-type: none"> • Broken glass • Cups, dishes, glass windows, plates, Pyrex®, ceramics, mirrors, light bulbs, crystal
<p>Plastic bottles, jugs and containers</p> 	<p>This includes all rigid plastic containers with symbols ♻️ through ♻️ on the bottom; examples include:</p> <ul style="list-style-type: none"> • Soda and juice bottles • Salad dressing bottles • Milk jugs • Detergent bottles • Juice bottles • Shampoo bottles • Window cleaner • Saline solution bottles • Fabric softener or bleach bottles 	<p>Plastic bottles, jugs not acceptable include:</p> <ul style="list-style-type: none"> • Plastic shopping bags • Plastic food wrap, potato chip and sandwich bags • Styrofoam® • Automotive fluid bottles (oil, antifreeze, brake fluid)
<p>Milk cartons, drink boxes</p> 	<p>Examples include:</p> <ul style="list-style-type: none"> • Milk and juice cartons • Juice boxes • Flavored milk boxes • Cream and creamer containers 	<p>Milk cartons, drink boxes items not acceptable include:</p> <ul style="list-style-type: none"> • Ice cream boxes • TV dinner containers • Margarine boxes • Cream cheese boxes

Container preparation

- Remove all plastic bags.
- Remove any non-acceptable items.
- Corrugated cardboard should be broken down so it fits inside the container without jamming, so the cart will empty completely.
- All containers (jars, bottles, cartons, etc.) must be rinsed and free of all contaminants.
- Remove and discard all corks, tops, rings, metal bottleneck wraps, and unacceptable items.
- Flatten containers whenever possible.